



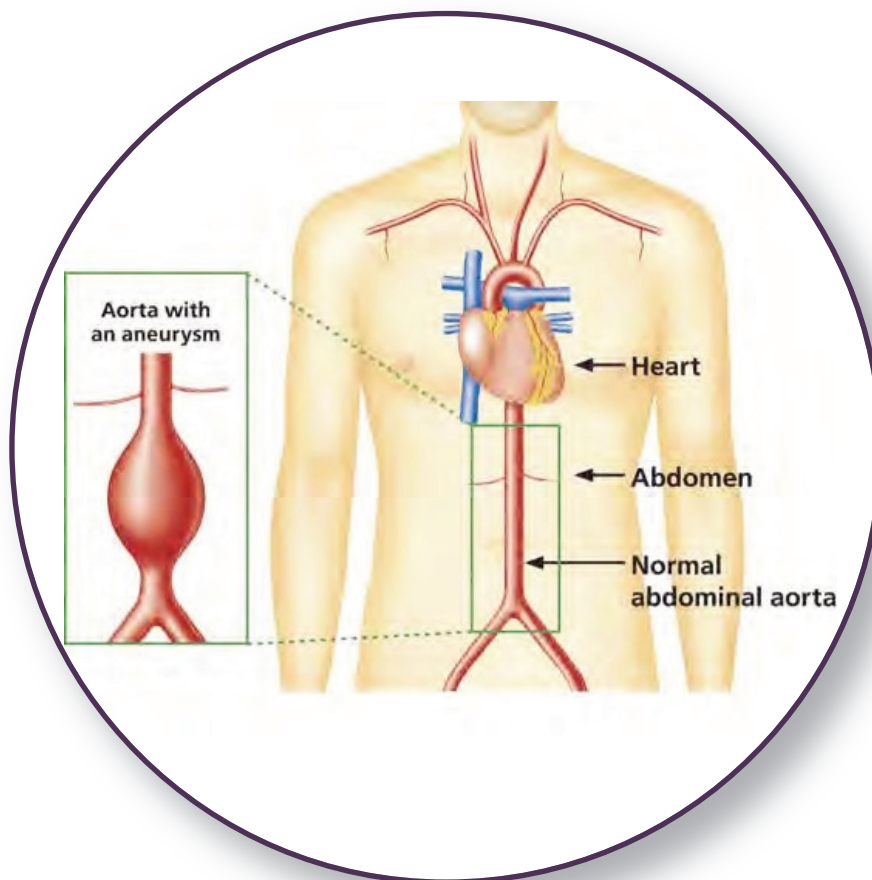
# Abdominal Aortic Aneurysm Endovascular Aneurysm Repair (EVAR)

## WHAT IS EVAR?

EVAR is a “keyhole” surgery technique where the aneurysm in your tummy is repaired using a special stent. In endovascular repair the aneurysm isn't removed, a stent graft is fitted inside the aorta to strengthen it.

The following information will help explain the process of the EVAR surgery.

Before going into hospital you should consult your GP and consultant about the medications you are currently taking as it may be necessary to stop taking them before the operation.



## THE OPERATION

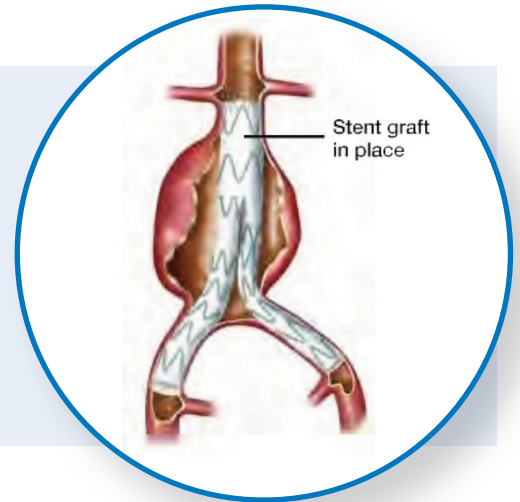
### The anaesthetic

This operation can be carried out under regional (local) or general anaesthetic. Your surgeon and anaesthetist will decide on the best option for you. If you are awake, the surgeon will usually talk to you during the procedure and may ask you to hold your breath for short periods during crucial steps of the operation.

### The operation

The technique involves making two small cuts in your groin to expose the arteries leading to the legs.

A special catheter and wire are threaded up the artery under x-ray control into the aneurysm and a stent graft is run over that wire into position. When the stent is finally deployed it seals the aneurysm.



### Recovery and Aftercare

You will normally be sent back to the ward where you will be monitored to make sure everything is alright.

After a few hours you will be given something to drink and later on may be given some food.

You should be allowed to get up and walk around the same evening and the following morning will have the tube taken out of your bladder.

An ultrasound scan will be carried out the following morning to make sure that the stent graft has sealed the aneurysm. You can expect to be allowed home 2-3 days after surgery.

*We're serious about saving lives.  
But this won't happen without generous  
donations from people **LIKE YOU.***

**SAVING LIVES & LIMBS**  
[circulationfoundation.org.uk](http://circulationfoundation.org.uk)

## COMPLICATIONS

There is no procedure that is a 100% safe but EVAR is usually safer than a conventional open aneurysm repair.

The risk of death following EVAR is in most cases less than 3% whereas it is in the order of 7% following conventional surgery.

The most common complications are groin wound infections which in most cases can be managed by a course of oral antibiotics.

There is also the risk of kidney damage which if it does occur usually recovers.

Around 10% of patients will need to have a further smaller operation in the future if a leak is detected around the stent at follow-up. General complications of this type of surgery include a heart attack and chest infection, but these are rare.

## GOING HOME

On discharge from hospital you should continue with all your usual medications.

You should resume gentle activity and can get back to normal as and when you feel fit. Sexual activity may be resumed when you feel comfortable.

You will need to have scans using at regular intervals using ultrasound and/or CT to make sure that the graft remains in the correct position.

If you are unsure of anything please get in touch with your GP or ring the hospital and ask to speak to one of the surgical team who looked after you.


**NB: Your surgeon will advise you on the basis of a CT scan whether it is possible to perform Endovascular Aneurysm Repair (EVAR) surgery. In some cases this is not possible and, if fit enough, you will be offered a more traditional 'open' operation.**

**TO MAKE A  
DONATION**  
please scan the  
QR Code



**SAVING LIVES & LIMBS**  
[circulationfoundation.org.uk](http://circulationfoundation.org.uk)

Whilst we make every effort to ensure that the information contained in this patient information sheet is accurate, it is not a substitute for medical advice or treatment, and the Circulation Foundation recommends consultation with your doctor or health care professional. The information provided is intended to support patients, not provide personal medical advice. The Circulation Foundation cannot accept liability for any loss or damage resulting from any inaccuracy in this information or third party information such as information on websites to which we link.



The Circulation Foundation c/o Executive Business Support Ltd  
City Wharf, Davidson Road, Lichfield, Staffordshire, WS14 9DZ

**E:** [info@circulationfoundation.org.uk](mailto:info@circulationfoundation.org.uk)

**W:** [circulationfoundation.org.uk](http://circulationfoundation.org.uk)

The Circulation Foundation is an operating division of the Vascular Society, a charitable company limited by guarantee, company number 5060866 and registered charity number 1102769

**SAVING LIVES & LIMBS**  
[circulationfoundation.org.uk](http://circulationfoundation.org.uk)